

SPECIFICATIONS

ENGINE

Engine Type	Air Cooled, 4-Stroke, SOHC, 2-Valve
Hybrid	Equipped
Displacement	125 cc
Bore & Stroke	52.4 × 57.9 mm
Compression Ratio	10.2:1
Maximum Horse Power	6.0kW (8.2PS)/6500r/min
Maximum Torque (with assist function working)	10.3N.m(1.0kgf.m)/5000r/min
Stop & Start System (SSS)	Equipped
Smart Motor Generator (SMG) System	Equipped
Fuel System	Fuel Injection
Starting System Type	Electric Starter and Kick Starter
Transmission Type	V-Belt Automatic

ELECTRICAL

Battery	Maintenance Free - 12V, 5.0 Ah
Ignition System	TCI (Transistor Controlled Ignition)
Headlight (Class C)	SR & RayZR Disc: LED Drum: Halogen 12V, 35/35W×1
Brake Light/Tail Light	12V, 21/5W×1
Position Light	LED
Side Stand Engine Cut-Off Switch	Equipped
Meter Console	SR & RayZR Disc: Digital Drum: Analogue

DIMENSIONS

Overall Length x Width x Height	SR: 1,880 x 750 x 1,190 mm RayZR: 1,880 x 685 x 1,190 mm
Seat Height	785 mm
Wheelbase	1,280 mm
Minimum Ground Clearance	145 mm
Fuel Tank Capacity	5.2 litre
Under-Seat Storage	21 litre
Weight (with oil and a full fuel tank)	RayZR: 99 kg SR: 99kg

CHASSIS

Suspension Type (Front/Rear)	Telescopic Fork /Unit Swing
Tyre Size (Front)	90/90-12 Tubeless
Tyre Size (Rear)	110/90-10 Tubeless
UBS	Equipped
Brake Type (Front)	SR & RayZR: 190mm Disc Drum: 130 mm
Brake Type (Rear)	Drum

COLOR VARIANTS



STANDARD



DELUXE



PREMIUM / PREMIUM PLUS



*Colour may vary on actual product.

Authorised Dealer



The call of the **BLUE**

RAYZR 125FI STREET RALLY HYBRID

INNOVATIVE TECHNOLOGIES



UPGRADED FEATURES



www.maw2wheelers.com




Yamaha Nepal

TOLL FREE NO: 16600111044 (NTC) | 9801345243 (Ncell)

Take your game to Next Level with the new and sporty Racing Blue and Reddish Yellow Cocktail RayZR Hybrid. Zip, zap, zoom ahead of the rest, command every turn with cool confidence. And while at it, captivate everyone around you with the electrifying colours. Go on, choose your shade and raise your game.


NEW 125CC FI WITH HYBRID POWER ASSIST ENGINE



The RayZR engine packs a powerful punch. It cranks out optimum power for a thrilling ride and incredible mileage.

SILENT START

It enables you to turn on the engine quietly and easily, whenever you are ready to go.



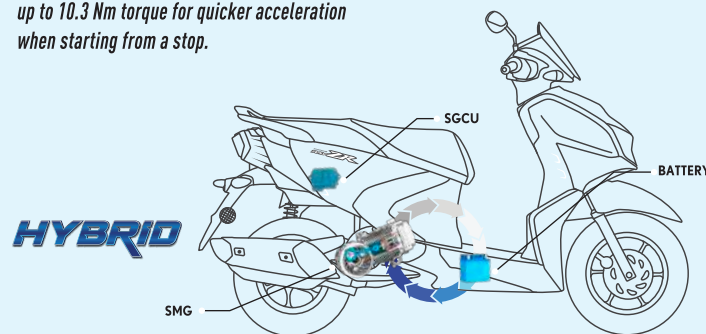
AUTOMATIC STOP & START SYSTEM

When certain conditions are met, the Stop & Start system automatically stops the engine when the vehicle is at stop and idling, thereby helping to save fuel. The rider can easily re-start the engine and get underway again by simply twisting the throttle, which quickly fires up the engine.



HYBRID POWER ASSIST

While on the go, the SMG charges the onboard battery. The SMG along with the engine produces 8.2 PS power and up to 10.3 Nm torque for quicker acceleration when starting from a stop.



FEATURES



BRUSH GUARD



LED HEADLIGHT



MULTI FUNCTION KEY




PASS SWITCH



UBS WITH DISC BRAKE



WIDER 110 MM REAR TYRE WITH CAST WHEEL AND BLOCK PATTERN TYRE



TELESCOPIC SUSPENSION



USB CHARGER (OPTIONAL)



DIGITAL INSTRUMENT CLUSTER



LED POSITION LIGHT



TWO-LEVEL SEAT



21 LITRE UNDER-SEAT STORAGE

